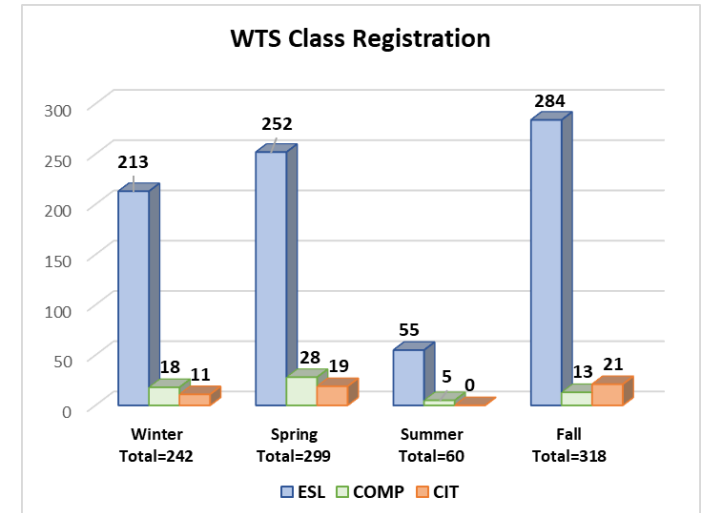


Welcoming the Stranger 2023 Report

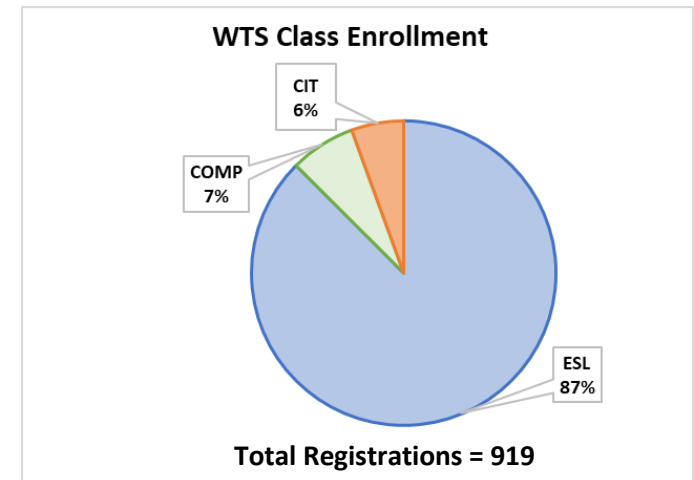
Student and Class Registrations

- **Winter:** 197 unique students registered for 39 classes
- **Spring:** 231 unique students registered for 53 classes
- **Summer:** 59 unique students registered for 14 classes
- **Fall:** 261 unique students registered for 49 classes
- **A total,** of 499 unique students registered for classes during 2023



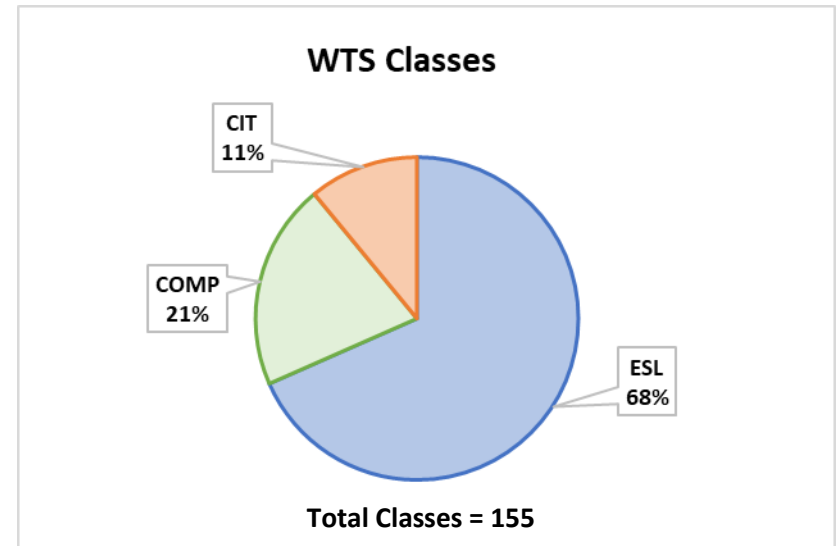
Class Enrollment

- 919 class enrollments by 499 unique students
- 804 enrollments in ESL classes to increase English language proficiency
- 64 enrollments in computer classes to gain technical skills and knowledge
- 51 enrollments in citizenship preparation classes to learn more about U.S. civics and to gain U.S citizenship
- 9 of the WTS students gained their U.S. citizenship



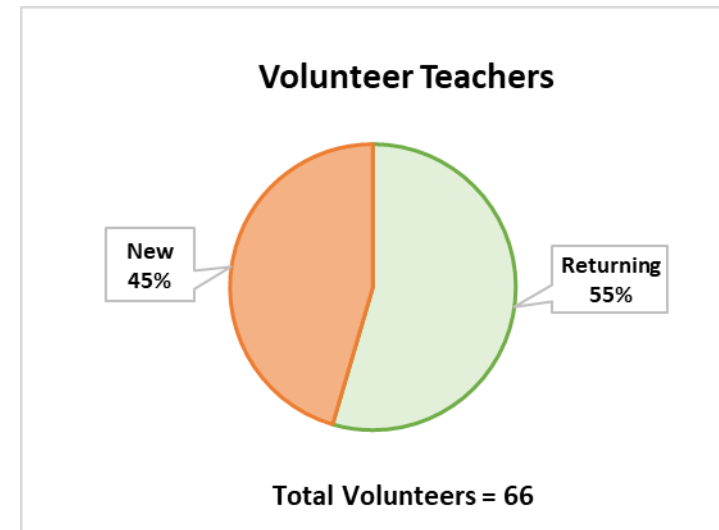
Classes

- A total of 155 classes
- 106 ESL classes
- 32 Computer classes
- 17 Citizenship preparation classes



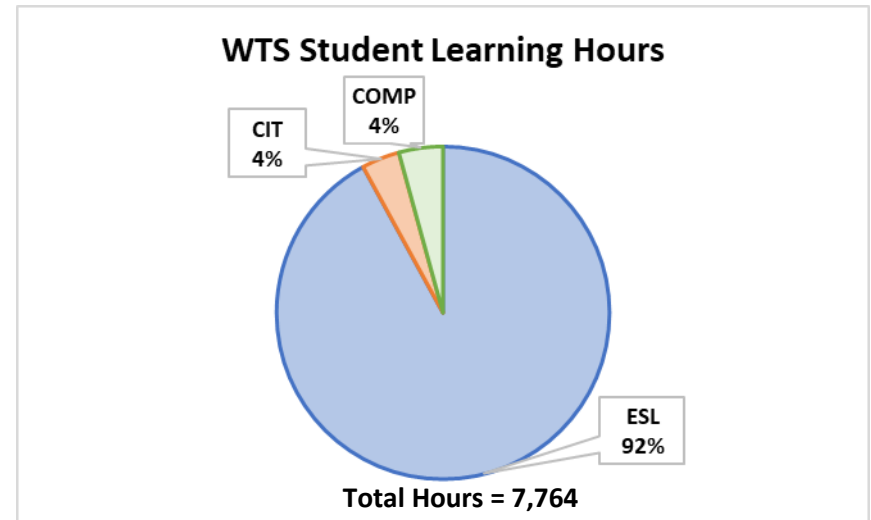
Volunteer Teachers

- A total of 66 volunteers taught one or more classes
- 36 were returning volunteers
- 30 were new to the program
- A total of 2,819 instructional hours



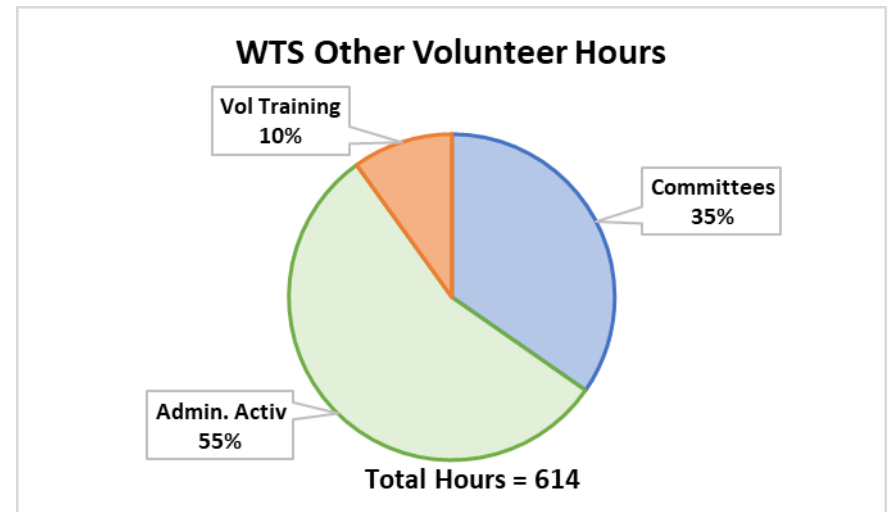
Student Learning Hours

- In total, students received 7,764 hours of instruction
- 7,145 student hours in ESL classes
- 333 student hours in computer classes
- 286 student hours in citizenship classes



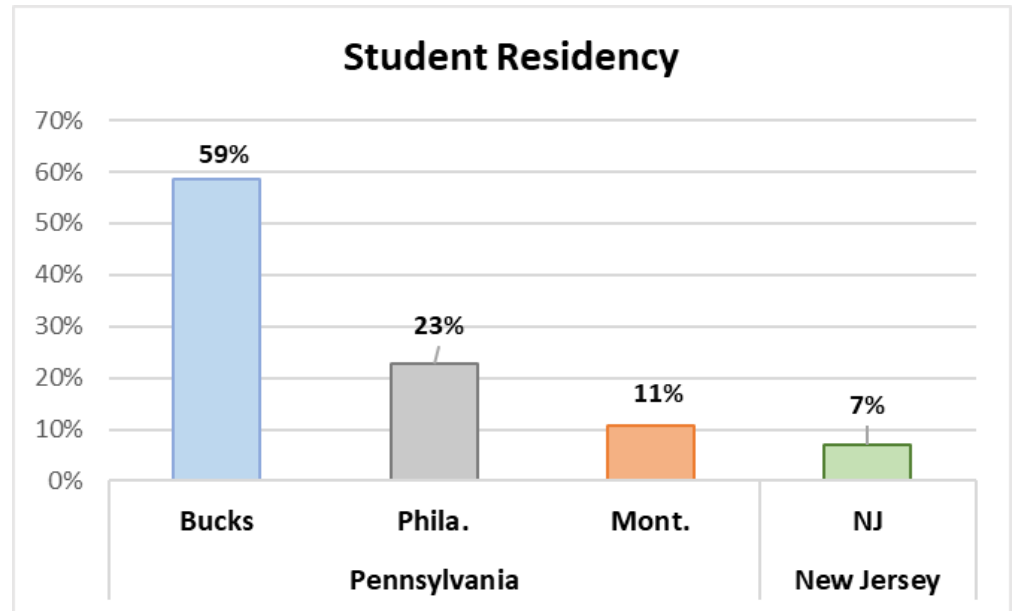
Other Volunteer Hours

- Volunteers dedicated over 614 hours of service
- Volunteers contributed time to committees (Strategic Planning; Technology; Curriculum; and Marketing/Development), administrative activities, and training

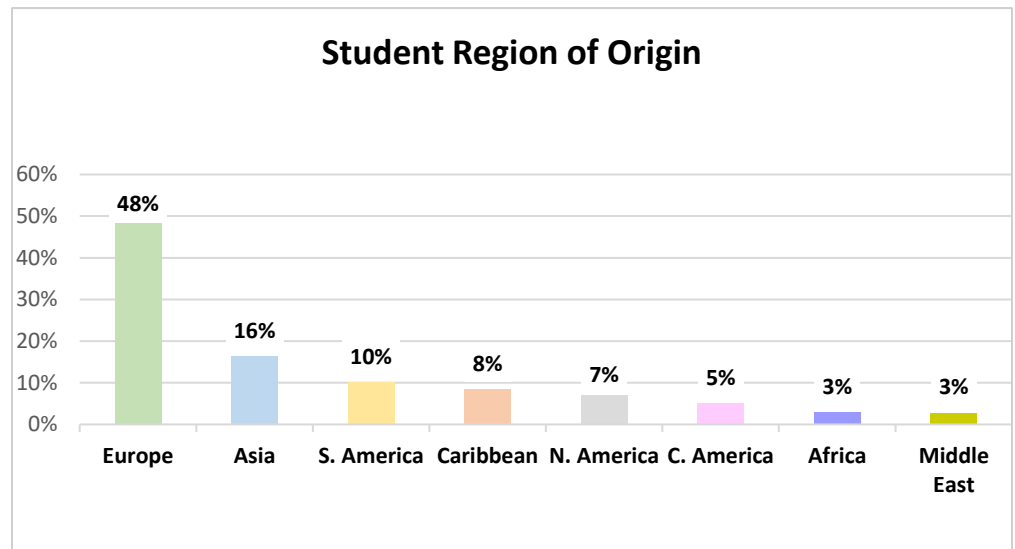


Student Residency and Regions of Origin

- 93% of our students reside in Eastern Pennsylvania (59% Bucks County, 23% Philadelphia County, and 11% Montgomery County)
- 7% reside in Burlington, Mercer, and Hunterdon Counties in New Jersey

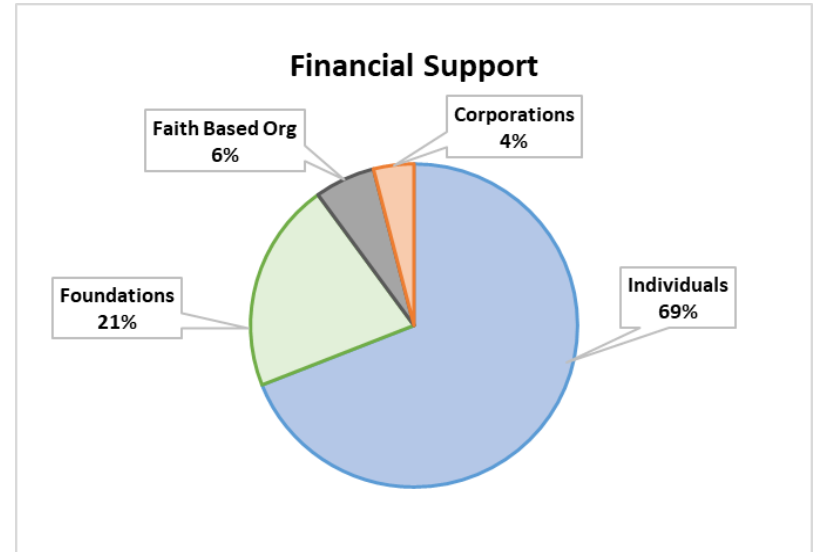


- During 2023, our students came from 57 different countries.
- 48% from Europe (including all of Russia)
- 16% from Asia (exclusive of Russia)
- 10% from South America
- 8% from Caribbean
- 6% from North America
- 5% from Central America
- 3% from Africa, and
- 3% from Middle East



Financial Support

- 151 individuals, 11 corporations, 8 foundations, and 7 faith based organizations financially supported our work
- 69 % of our budget comes from individuals
- 21 % comes from Foundations and
- 6 % comes from Faith Based Organizations, and
- 4 % comes from Corporations



Outreach

- Numerous families connected to resources for housing, food, financial assistance, and education
- Through our partners, two legal clinics and one financial literacy workshop were held in our classes
- WTS made four presentations to community groups interested in knowing more about our work and our students.

Partnership

- Partnerships with more than 69 other not-for-profits involved with immigrants and immigrant rights, including Pennsylvania Immigration and Citizenship Coalition (PICC), PA is Ready, Hebrew Immigrant Aid Society (HIAS), and Immigrant Rights Action Group (IRAG)

We are thankful to the partners who provide free sites for our in-person classes:

- Centenary United Methodist Church in Lambertville
- First Presbyterian Church of Warminster
- Langhorne United Methodist Church
- Morrisville United Methodist Church
- Our Lady of Fatima Church in Bensalem
- Richboro Free Library of Northampton
- St. John the Evangelist Catholic Church in Morrisville
- Salem United Church of Christ in Doylestown
- Southampton Friends Meetinghouse
- United Christian Church in Levittown

We are grateful to the individuals, foundations, corporations and faith based organizations that help make our programs possible. Without their support, we would not be able to fulfill our mission of providing free classes to the immigrants and refugees in our communities.

Thank you!