

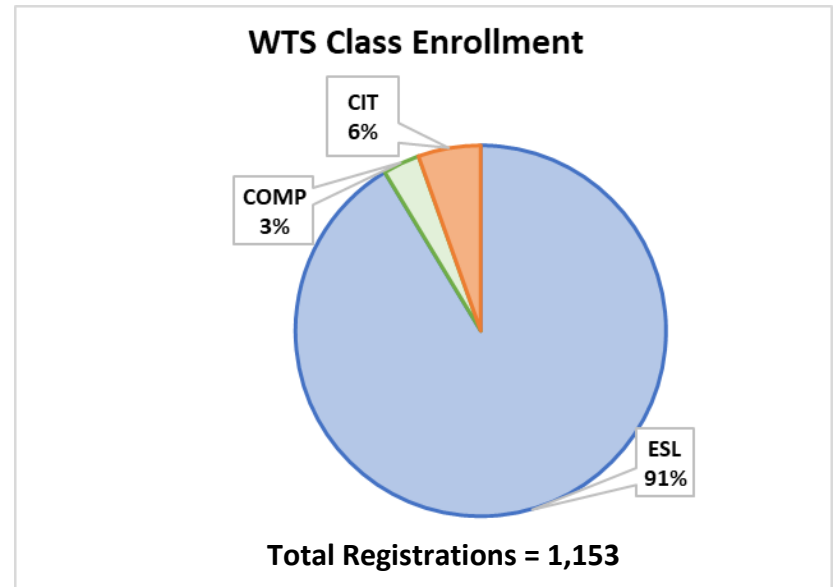
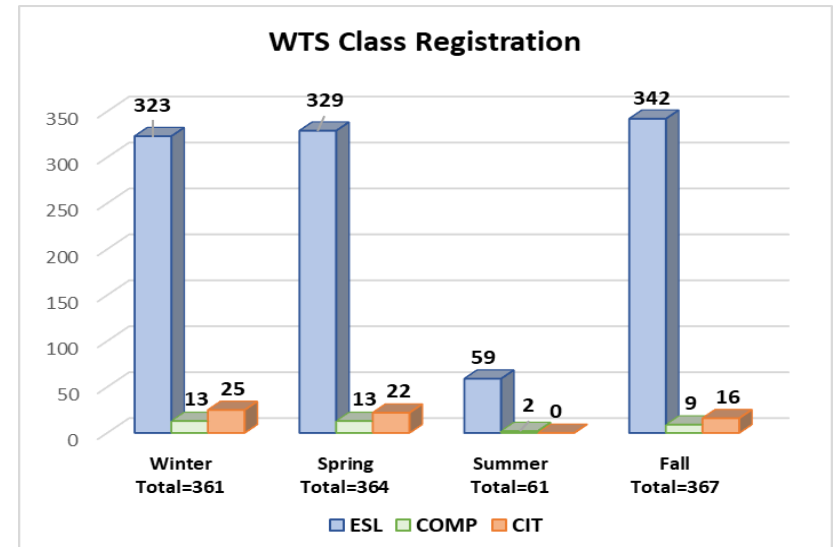
Welcoming the Stranger 2024 Report

Student and Class Registrations

- **Winter:** 303 unique students registered for 51 classes
- **Spring:** 301 unique students registered for 46 classes
- **Summer:** 59 unique students registered for 10 classes
- **Fall:** 306 unique students registered for 45 classes
- **A total,** of 630 unique students registered for classes during 2024

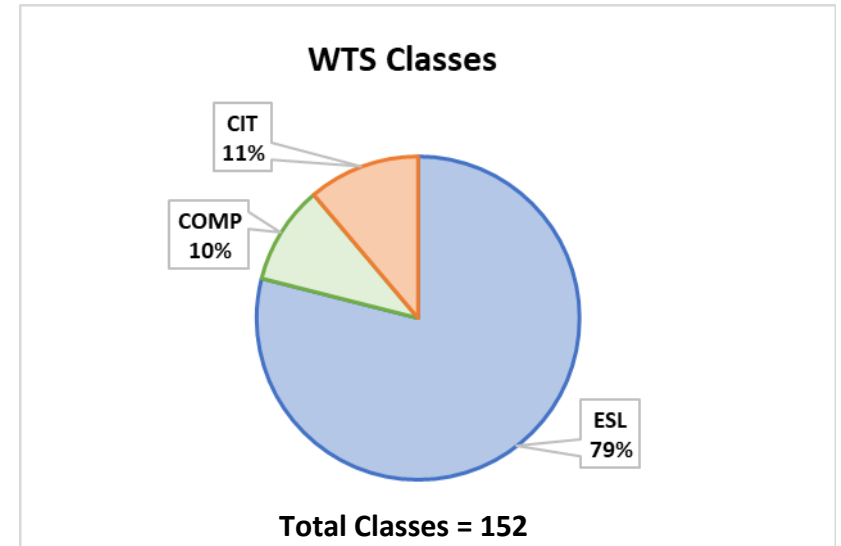
Class Enrollment

- 1,153 class enrollments by 630 unique students
- 1053 enrollments in ESL classes to increase English language proficiency
- 37 enrollments in computer classes to gain technical skills and knowledge
- 63 enrollments in citizenship preparation classes to learn more about U.S. civics and to gain U.S citizenship
- 10 of the WTS students gained their U.S. citizenship



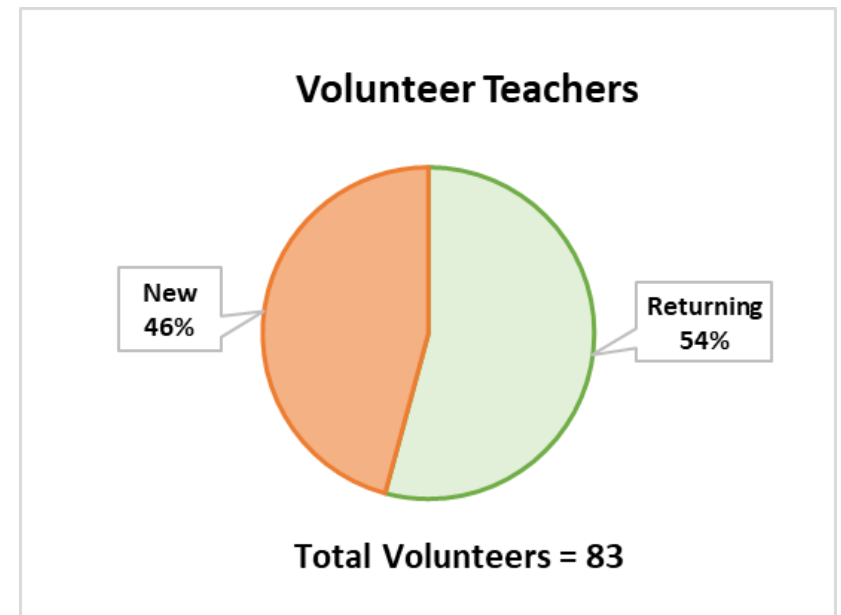
Classes

- A total of 152 classes
- 120 ESL classes
- 15 Computer classes
- 17 Citizenship preparation classes



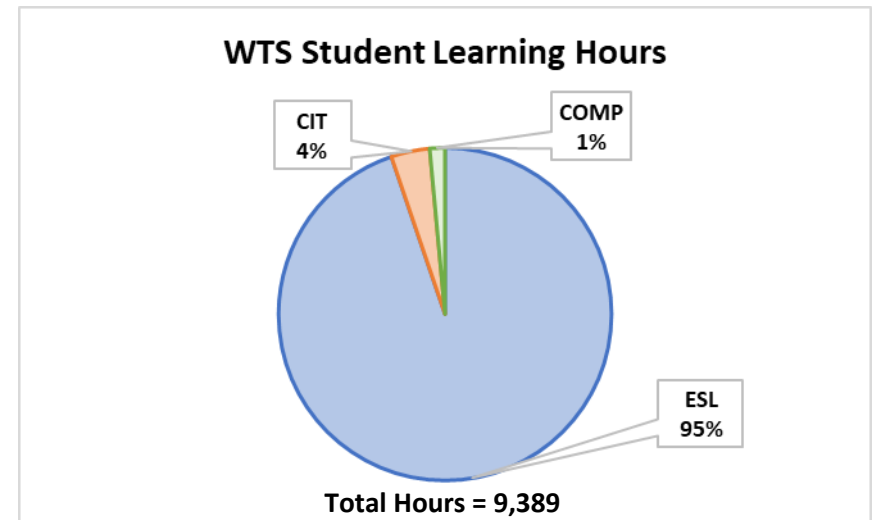
Volunteer Teachers

- A total of 83 volunteers taught one or more classes
- 45 were returning volunteers
- 38 were new to the program
- A total of 3,152 instructional hours



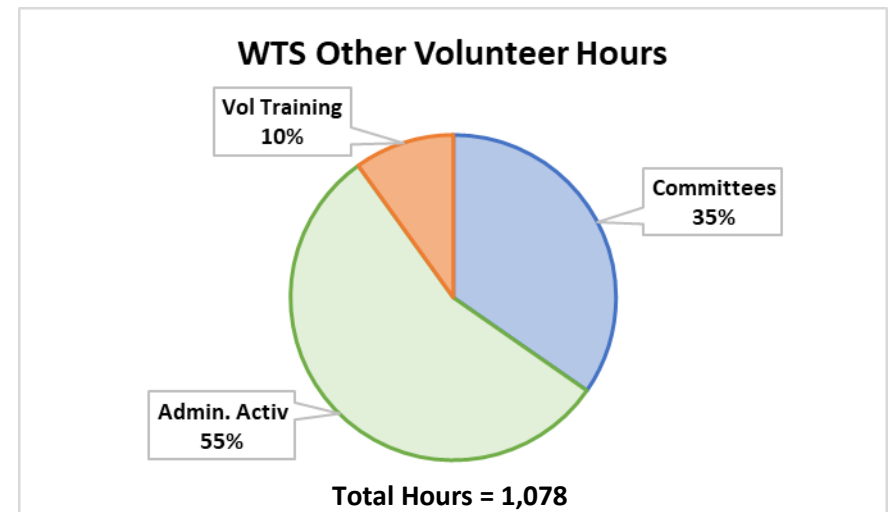
Student Learning Hours

- In total, students received 9,389 hours of instruction
- 8,898 student hours in ESL classes
- 138 student hours in computer classes
- 353 student hours in citizenship classes



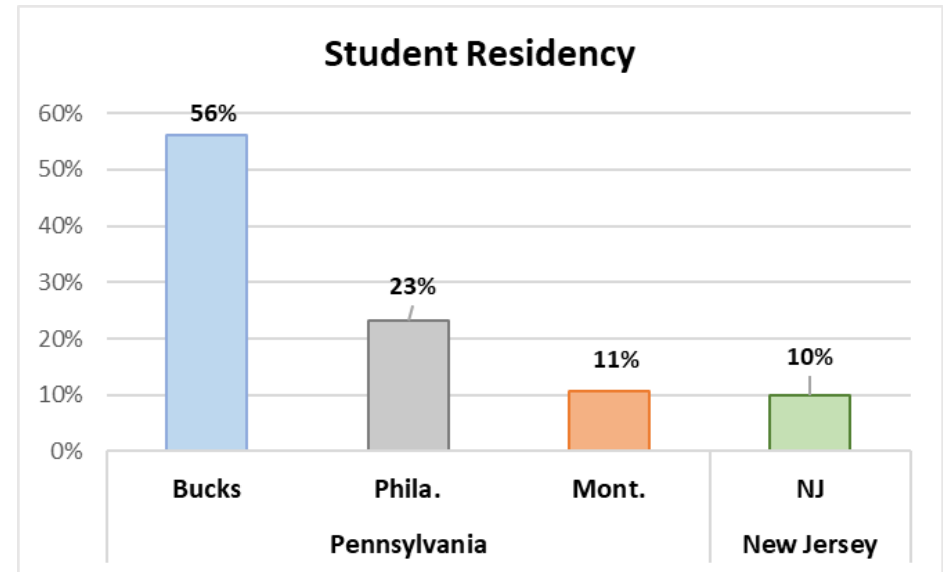
Other Volunteer Hours

- Volunteers dedicated over 1,078 hours of service
- Volunteers contributed time to committees (Strategic Planning; Technology; Curriculum; and Marketing/Development), administrative activities, and training

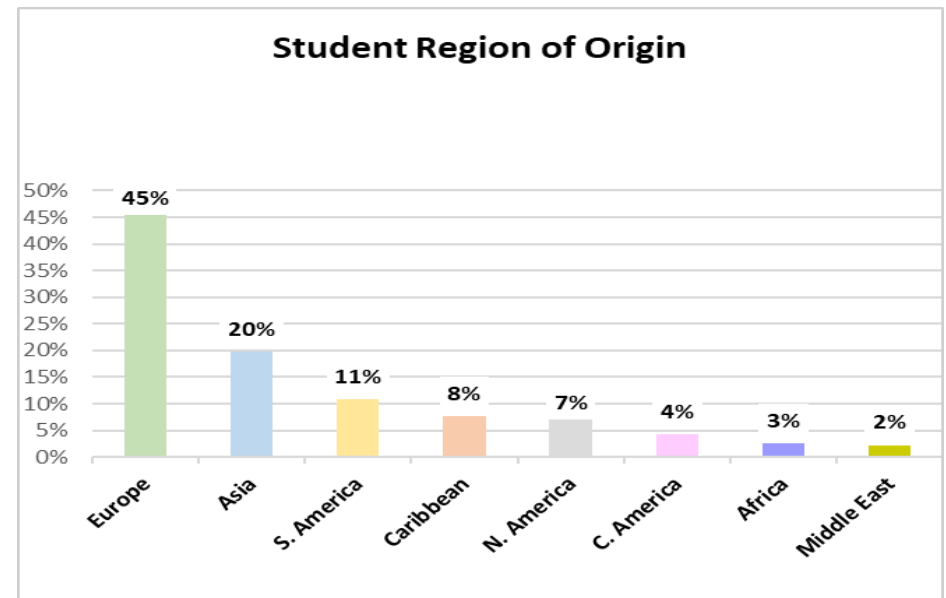


Student Residency and Regions of Origin

- 90% of our students reside in Eastern Pennsylvania (56% Bucks County, 23% Philadelphia County, and 11% Montgomery County)
- 10% reside in Burlington, Mercer, and Hunterdon Counties in New Jersey

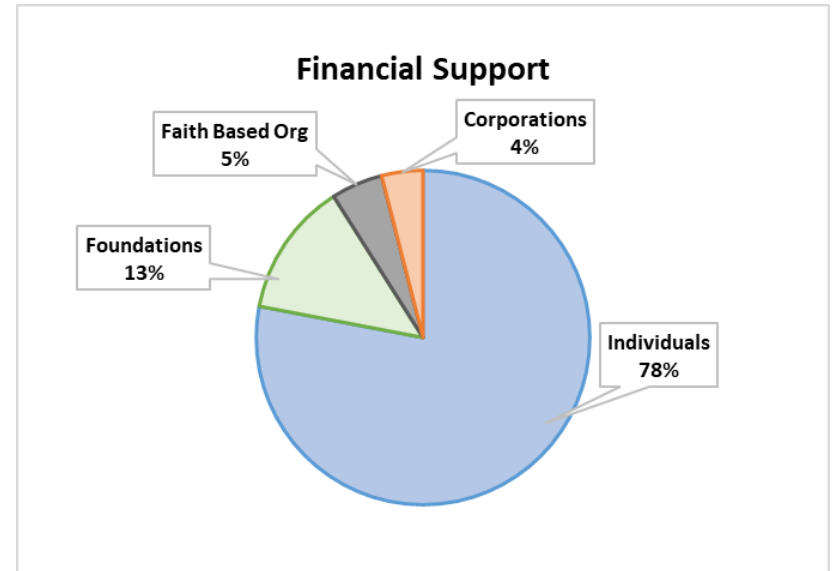


- During 2024, our students came from 57 different countries.
- 45% from Europe (including all of Russia)
- 20% from Asia (exclusive of Russia)
- 20% from Asia (exclusive of Russia)
- 11% from South America
- 8% from the Caribbean
- 7% from North America
- 4% from Central America
- 3% from Africa, and
- 2% from Middle East



Financial Support

- 217 individuals, 17 corporations, 7 foundations, and 9 faith based organizations financially supported our work
- 78 % of our budget comes from individuals
- 13 % comes from Foundations
- 5 % comes from Faith Based Organizations, and
- 4 % comes from Corporations



Outreach

- Numerous families connected to resources for housing, food, financial assistance, and education
- WTS made four presentations to community groups interested in knowing more about our work and our students

Partnership

- Partnerships with more than 69 other not-for-profits involved with immigrants and immigrant rights, including Pennsylvania Immigration and Citizenship Coalition (PICC), PA is Ready, Hebrew Immigrant Aid Society (HIAS), and Immigrant Rights Action (IRA)

We are thankful to the partners who provide free sites for our in-person classes:

- Centenary United Methodist Church in Lambertville
- First Baptist Church of Langhorne
- First Presbyterian Church of Warminster
- Morrisville United Methodist Church
- Our Lady of Fatima Church in Bensalem
- Richboro Free Library of Northampton
- St. Andrew's Episcopal Church in Lambertville
- St. John the Evangelist Catholic Church in Morrisville
- Salem United Church of Christ in Doylestown
- The Episcopal Church of the Advent in Hatboro
- United Christian Church in Levittown
- YMCA in Doylestown

We are grateful to the individuals, foundations, corporations and faith based organizations that help make our programs possible. Without their support, we would not be able to fulfill our mission of providing free classes to the immigrants and refugees in our communities.

Thank you!